

SCHEDE TECNICHE TECHNICAL SPECIFICATIONS

BT

BT_01 1700X780X600 MM

BT_02 1700X740X590 MM

BT_03 1700X780X600 MM

**Vasca Freestanding in acrilico con troppo pieno.
Telaio con piedini regolabili, completa di piletta
click clack, sifone e tubo scarico.**

Freestanding acrylic bathtubs with overflow.
Frame with adjustable feet, complete with
click-clack, waste, siphone and waste pipe.

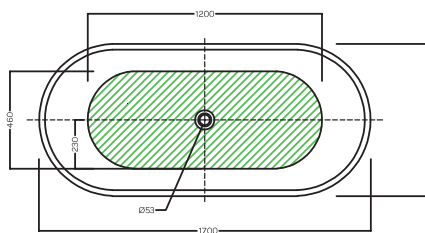


Codice Y7AX

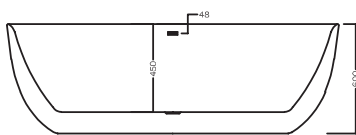
Codice Y7AZ

Codice Y8AH

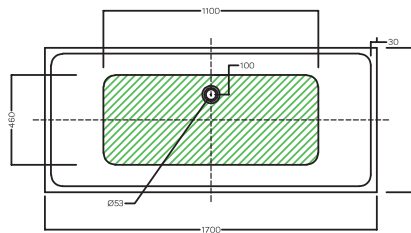
DISEGNO TECNICO
TECHNICAL DRAWING



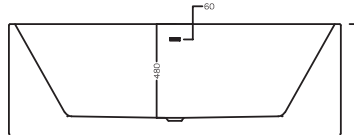
Zona posizionamento scarico - Drain positioning area



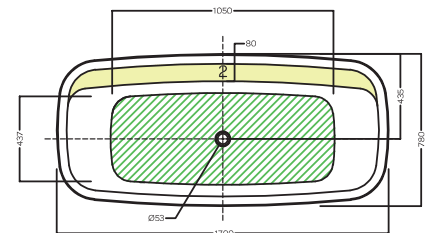
NW. (KG) 45 GW. (KG) 53 WW. (L) 320



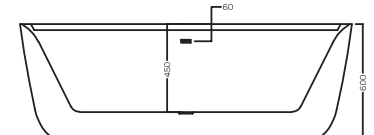
Zona posizionamento scarico - Drain positioning area



NW. (KG) 50 GW. (KG) 58 WW. (L) 310



Zona posizionamento scarico - Drain positioning area
Zona per installazione rubinetteria - Mixer installation area



NW. (KG) 42 GW. (KG) 47 WW. (L) 210

COLORI
COLORS

FINITURE VASCA



Bianco lucido
Glossy white



Bianco matt
Matt white